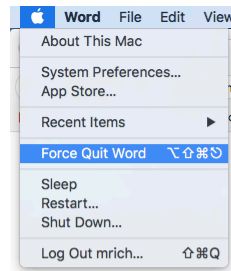


Macbook Not Working? Reset using these steps

Try one and retry your program. If that is not is, continue on ...

Force Quit all open programs

1. Click the Apple in the top left
2. Choose Force Quit
3. Highlight all the open programs
4. Click Force Quit

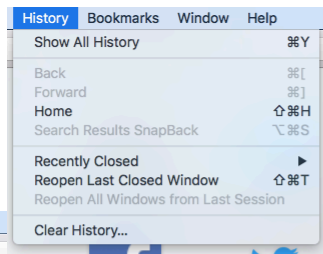


Reset Safari

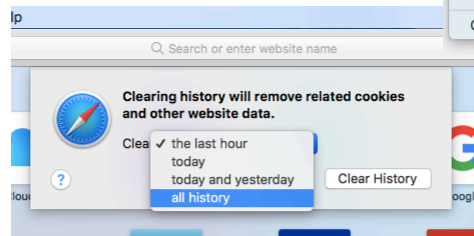
1. Open Safari



2. Click on the word History in the top column
3. Choose Clear History



4. Choose All History

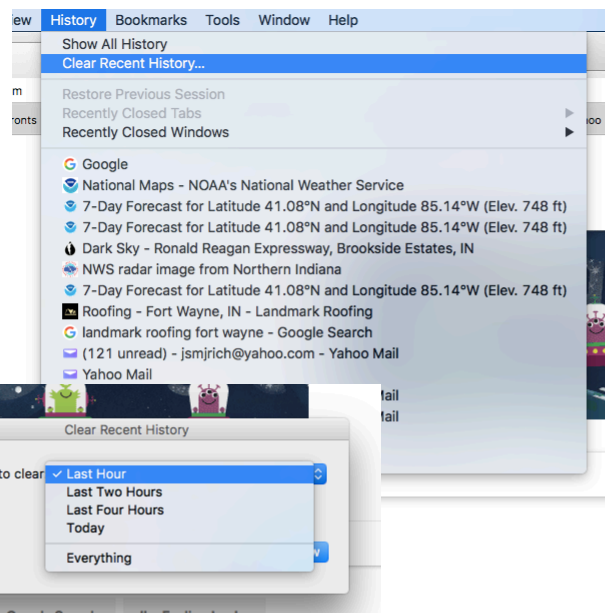


Reset Firefox

1. Open Firefox



2. Click on History in the top bar
3. Choose Clear Recent History



4. Choose Everythi